



Welcome to Donaldson! 2022-2023



West Allegheny School District

*A Tradition of Excellence...
A Vision for Tomorrow*

#WeAreOne



ACADEMICS

Emergency Instructional Time

allows the District to utilize remote instruction to satisfy the minimum instructional time requirements based on a Pandemic related need for school closure.

Emergency
Instructional
Days

Flexible
Instructional
Days

Snow Days
(After 2 Built
into
Calendar)

A **Flexible Instructional Day (FID)** is a program available to public school entities to be used as an alternative approach to delivering instruction if a circumstance arises that prevents instruction in the customary manner. The District was granted up to five FIDs.


Two **Snow Days** have been built into the school calendar. After these two days have been exhausted, any subsequent snow related closure will shift to a remote learning day.

Remote Learning Schedule	
Period	Time Frame
1	9:00-9:30
2	9:35-10:05
3	10:10-10:40
4	10:45-11:15
5	11:20-11:50
6	11:55-12:25
7	12:30-1:00
8	1:05-1:35
9	1:40-2:10
Office Hours	2:15-3:00


Remote Learning Plan 3.0



ACADEMICS




PTC - CAD: Architectural Engineering Technology
PTC - CAD: Mechanical Engineering Technology
PTC - Electrician Technology
PTC - HVAC Technology
PTC - Welding Technology



K-5

- Expansion of Lexia to 2nd Grade
- Addition of Lexia English- ESL
- Year 2 of Reading Horizons
- Literacy Coach Support for Teachers


Elementary



6-8

- enVision Math Program
- Success Maker Math Intervention Program
- Into Literature ELA Program
- E-Sports Elective Course



Middle



9-12

- Intro to Algebra Course
- Into Literature ELA Program
- ECIHSA Expansion - 23 Programs at 4 Institutions (10 new)
- Freshmen Academy

High School



College and Career Readiness

- Road to Readiness

K-12

RMU - Business Administration (fast track to masters)
RMU - Engineering (fast track to masters)

CCBC - Aerospace Management
CCBC - Air Traffic Controller
CCBC - Professional Pilot

K-12 Resetting Behavioral Expectations & PBIS (K-8) to Support Student Learning



TECHNOLOGY



Secure online registration program for school paperwork.



MySchoolBucks gives parents the convenience and flexibility of one account to securely pay for school-based activities.



Microsoft Teams

A communications platform allowing for chat and videoconferencing that will be used for remote learning and virtual meetings.



Cloud-based student safety and device management solution.

District Website App



District website will be available via mobile app for convenience.
coming soon

District Device Insurance

District provided cost effective device insurance program for Chromebooks & iPads.



C.A.R.E

C Connections &
Culture
A Awareness
R Relationships
E Extra Support

Preventive C.A.R.E. Measures

Balance

Balance

Balance

Emergency S.M.A.R.T. Measures

S.M.A.R.T

S Security
M Monitor
A ALICE
R Responsiveness
T Training

Enhanced CARE Measures

- Increased to nine mental health therapists
- Continued Expansion of School Camera Coverage

Enhanced SMART Measures

- Added 3 full-time School Resource Officers; 5 SROs
- Enhancing Social Media Awareness Measures including: Navigation 360 Detect; BARK parent app; Digital Threat Assessment Safer Schools Together
- Resetting ALICE training for staff and students; continuation of drills
- Added doors, gates, and remote access card readers to restrict access to specific areas of schools
- Focusing on outdoor classroom areas



HEALTH & SAFETY PLAN UPDATES

PDE is requiring Districts are to continue to review, update and make public their Health and Safety Plan through 9/30/24.

Key Aspect	SY 2022-23	SY 2021-22
Face Coverings In-School and Buses	Optional Recommended when CDC designation is high	Required through Feb 28 Optional/Recommended Mar-June
Social Distancing	Classrooms and Cafeterias are configured to optimize student learning, socialization and safety	Six feet to the greatest extent possible; multiple smaller eating pods
Hand Sanitizing and Disinfecting	Hand sanitizing stations remain available in classrooms and high traffic areas; disinfectant wipes and desk sprays available to students	Hand sanitizing stations available in classrooms and high traffic areas; disinfectant wipes/sprays provided by teachers K-8 desks and 6-12 eating spaces
Water Fountains and Lockers	All water fountains and water bottle filling stations open Lockers will be assigned and fully in use	Limited to water bottle filling stations second semester; no water fountains and no lockers
Cleaning, Disinfecting and Ventilation	Maintain industry best practices and increase as needed	CDC and industry best practices and increase as needed
Visitors and Volunteers	Essential visitors and essential parent volunteers are permitted	Essential visitors Parent volunteers Mar-June
Case Investigation	Will continue to case investigate and report; no longer quarantining close contacts but will provide notification; continue to report positive cases to pandemic nurses	Quarantined for illness and close contacts exposures



HEALTH & SAFETY PLAN QUARANTINE

- West Allegheny School District will continue to conduct case investigations with appropriate isolation and quarantine procedures, with consideration of health organization guidelines and recommendations.
- **Quarantine for Illness (QI):** Day 0-5 of isolation, if no symptoms are present or symptoms are resolving (fever free 24 hrs, w/o medication) then return on Day 6 with mandatory mask wearing through Day 10.
 - If symptoms are present, remain in isolation until 24 hours of being fever free and symptoms begin to get better.
 - If return to school between Days 6-10, mandatory mask wearing through Day 10, unless you produce a negative rapid test.
 - Day 0 is your first day of symptoms or a positive viral test.
 - If unable to wear a mask, refusal to wear a mask, or not able to test, not able to return to school and must comply with 10-day isolation.
- **Close Contacts Unvaccinated/Vaccinated Exposure:** Quarantine not necessary but strongly recommended mask wearing Days 1-10. Highly recommended to test on Day 5. This includes living with someone who is positive.
- Isolation period starts from symptom onset date or positive test date for asymptomatic persons.



WA
WEST ALLEGHENY
ANNUAL
DAY OF CARING



SATURDAY
AUGUST 20

8:30-10:30 A.M.

**WA STAFF WILL BE VISITING THE FOLLOWING
NEIGHBORHOODS COLLECTING NONPERISHABLE
ITEMS TO SUPPORT THE
WEST ALLEGHENY FOOD PANTRY**

**Walden Woods
Homes/Townhomes
Stonebridge Homes/Townhomes
Hankey Farms
Brooktree
Forestbrooke
Jeffreytown Heights/Trails
Seabright
Fayette Farms
Princeton Plan
Canterbury Townhomes
Point West**

**Preserves
Holly Hill
Glen Gormley
Imperial Ridge
Westbury
Westbury Townhomes
Sun Ridge and Lenox Place
Imperial Point
Marion Estate
Maronda Farms
Twin Lakes
Clinton on the Lake**

**PLEASE CONSIDER LEAVING NONPERISHABLE DONATIONS
AT YOUR CURB BY 8:30 A.M. FOR PICK-UP.**

#WeAreOne



The Nutrition Group

- Starting this school year (22-23), programs across the nation will return to normal, pre- pandemic operations.
- Families will once again be asked to complete and submit a current school year Free/Reduced Meal Application if they would like to determine if their students qualify based on income.
- Ensure your student continues to receive free meals for the 2022/2023 school year **if eligible** by completing a USDA application before the start of the school year.
- The USDA's 2022-2023 meal application is available, and they may be completed in one of two ways:
 1. Strongly encourage meal applications to be completed online at School Café.
 2. Meal applications can be picked up in any of the school offices. These meal applications need to be completed in entirety and returned to the student's home school office or food service department.



Turkey
Chef Salad

Welcome Back

for the 22/23 School Year!



Meal Prices

	K-5	6-12
Breakfast	\$1.10	\$1.25
Lunch	\$2.75	\$2.85



Go to www.schoolcafe.com



For Parents

SchoolCafé Support Hours: 6:00 am to 6:00 pm CST

Phone: 855.PAY2EAT (855) 729-2328

Email: customercare@schoolcafe.com

Website: www.schoolcafe.com

SchoolCafé provides a secure, online system for parents to

- Make payments to their student(s) cafeteria-meal account(s)
- View school menus and menu item nutrition information
- Review your student's buying history

Quick Answers

✓ **How do I add money/make a payment to my child's account?**
You can continue to send money to school with your student or you can add money through SchoolCafé. Follow the steps in Make a Payment in this guide.

✓ **I made an online payment. When can my student use the payment?**
Your student's cafeteria account at the school is credited within 24 hours but may become available as quickly as 2 hours.

✓ **Is there a fee or service charge for making online payments?**
A convenience fee may be charged for each online payment transaction. For example, if you make a \$20.00 payment and the convenience fee is \$1.00, the total debited from your credit card is \$21.00. The available funds for your child will be \$20.00. Convenience fee amounts vary by school district.

✓ **Can I receive notification when my student's account balance is low?**
Yes! Follow the steps in **Set Up a Low Balance Alert** in this guide.

✓ **Why was my account locked when making a payment?**
After three failed payment attempts, payment function is locked. Contact SchoolCafé to remove the lock.

✓ **What if I have several students in different schools?**
Include as many students as you need in your account. The students can attend any school within the same district. Payments for each student are made separately.

✓ **Can I transfer money from one child to another?**
Contact the Child Nutrition Services office at the school district for assistance with a transfer.

✓ **What happens to the money in my account at the end of the school year?**
Your account balance moves with your student(s) from grade to grade and school to school within the district. Contact the Child Nutrition Services office at the school district for assistance with a refund.

✓ **How do I receive a refund if my child changes school districts?**
Contact the Child Nutrition Services office at the school district for assistance with a refund.

1 Register

* You will be asked to verify your security answer and contact information when you request help with your username or password, or other information on your Profile page.

- Click [Register](#)
- Verify "I'm registering as a Parent" is selected and click [Next Step](#)
- Enter your school district name and then click [Next Step](#)
- Enter your name and contact information, and then click [Next Step](#)
- Set up your username and password
- Select a [Security Question](#) and enter a [Security Answer](#), and click [Next Step](#)
- Click [I'm not a robot](#) and follow the reCAPTCHA prompts
- Check [I accept the Terms & Conditions](#) and click [Create My Account](#)

2 Add Your Student(s)

- Click [Students](#) → [Student Accounts](#)
- Click [Add a Student](#)
- Enter your [Student's ID](#) [and [Lunch PIN](#), if asked] and select your student's [School](#)
- Click [Search & Verify Student](#)
- Click [Add this Student](#)

3 Add Payment Source

- Click [My Account](#) → [Payment Sources](#)
- Click [Add a Card](#)
- Enter your [Card Number](#) and [Card Expiration](#) date
- Enter a name to associate with this card, if wanted
- Click [Add Card](#)

4 Make a Payment

- Click [Students](#) → [Student Accounts](#)
- Click [Make a Payment](#)
- Enter [Payment](#) dollar amount
- Click [Next >](#)
- Select a [Payment Method](#), or enter card information for a one-time payment
- Click [Submit Payment >](#)

Set Automatic Payment

- Click [Students](#) → [Student Accounts](#)
- Click [Automatic Payment](#) (⚙️) in a student listing
- Enter [Payment Amount](#)
- Enter amount in [Balance Threshold](#) to trigger payment
- Select a [Payment Source](#)
- Set [Auto Pay Expiration Date](#) for stop payment date
- Click [Add Automatic Payment](#)

Set Low Balance Alerts

- Click [Students](#) → [Student Accounts](#)
- Click [Low Balance Alert](#) (🔔) in a student listing
- Enter [Threshold](#) amount
- Enter number of days to elapse between alerts
- Click [Set](#)



Donaldson's Staff Welcomes You Back!



#WeAreOne

Donaldson's Theme 22-23 School Year!



*Together We Can
Make A Difference*




The Heart of Our School



School Secretary
Mrs. Laurie Rosso

Office Clerk
Mrs. Jean Borgo



School Nurse
Mrs. Linda Hart

Social Worker/Counselor
Mrs. Kristen Tracy



Donaldson Call Off Line

In the event that a student is not going to be in school on a given day, parents/guardians are asked to call the school Absentee Call-Off Line as soon as possible the evening before or that morning, preferably by 9:00am.

Donaldson 724 213-1013



Attendance

Please send in an excuse or email to your child's homeroom teacher and Mrs. Borgo, the Donaldson Office Clerk, to document your child's absence within 3 days of their return. A written excuse is required to ensure it is an excused absence from school.

Reasons for Absence: Illness, appointments, observance of religious holidays, death in the family, etc... (more information is located in the Student Handbook)



School Day

- The School Day begins at 8:25 am.
 - Car Riders are dropped off at the right side of the building. Staff members monitor this process. Parents remain in the cars.
 - Buses drop students off at the front door.
- Upon entry, students can get a Grab and Go Breakfast. Breakfast is eaten in the classrooms.
- Students lunch periods are between 10:55am – 1:05 pm.
- The School Day ends at 3:20 pm. Afternoon announcements begin at 3:15pm.
 - Car Riders



School Day Schedule

We operate on a 6 day schedule. They will have a different Relate Arts class each day of the 6 day rotation.

Your child's classroom teacher will share their specific schedule with you.

West Allegheny Elementary Schools		
DAILY SCHEDULE		
DOORS OPEN	8:25	
1	8:40-9:20	
2	9:25-10:05	
3	10:10-10:50	
4	10:55-11:35	1st Lunch Period
5	11:40-12:20	2nd Lunch Period
6	12:20-1:00	3rd Lunch Period
7	1:05-1:45	
8	1:50-2:30	
9	2:35-3:15	



Academics

- ELA- 120 minutes
- Math-90 minutes
- Science/Social Studies- 30 minutes
- WIN Time- 40 minutes



Your Materials and Supplies for Learning

- Supply Lists are available on the Donaldson Webpage.
- All students have their own device for learning and instruction
 - Kindergarten will have iPads in school.
 - Grade 1-2 will have chrome books in school.
 - Grade 3-5 will be bringing laptops home everyday



Canvas Learning Management System



- Canvas is a software platform that allows students, families, and teachers to create, access, and manage learning resources both inside and outside of the school building.
- Canvas was chosen by a team of Administrators and Teacher as our Learning Management System for its wide range of easy-to-use tools for teachers, students and parents.
- Canvas and Skyward work together seamlessly and have the following breakdown of core functions:

CANVAS	SKYWARD
<ul style="list-style-type: none">• Snapshot into your child's course• Real-time access to grades• Daily assignments• Inbox to communicate with teachers• Calendar with due dates• Daily attendance log for online students only	<ul style="list-style-type: none">• Attendance record• Report cards• Demographic/ Contact information• Student Schedules

Two Canvas Videos

What is a Learning Management System?



Released 8-18-20



Released 8-21-20

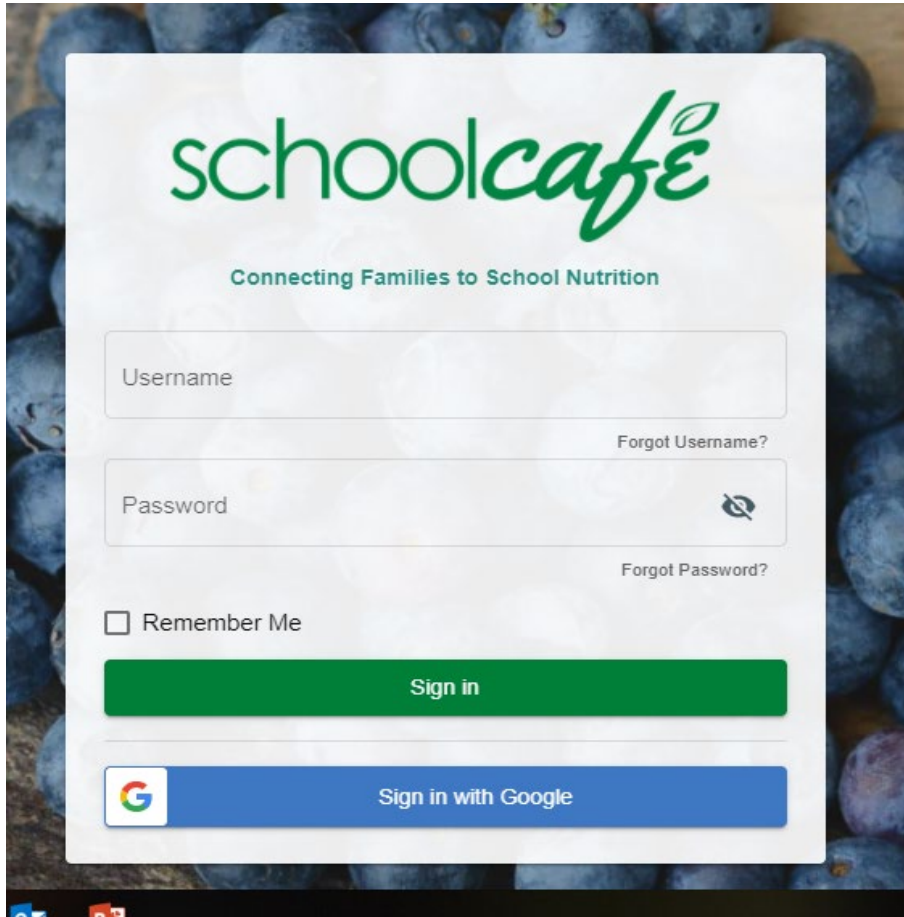


Lunch and Recess

- School lunches are cooked and served in our cafeteria.
- Students will eat lunch in the cafeteria by grade level.
- Recess will be located on our playground.
- Lunch monitors will take students outside (weather permitting).



Lunch at Donaldson

The image shows a login interface for 'schoolcafé'. The background is a close-up of blueberries. The interface is a white card with the 'schoolcafé' logo at the top, which includes a green leaf icon. Below the logo is the tagline 'Connecting Families to School Nutrition'. There are two input fields: 'Username' and 'Password'. To the right of the 'Username' field is a link 'Forgot Username?'. To the right of the 'Password' field is a link 'Forgot Password?' and an eye icon to toggle password visibility. Below the password field is a checkbox labeled 'Remember Me'. At the bottom of the card are two buttons: a green 'Sign in' button and a blue 'Sign in with Google' button with the Google logo icon.

Families are encouraged to create their school cafe account. Please log in to www.schoolcafe.com to create or access your child's account. Families can use this application to manage lunch account funds. Information about the application for free and reduced lunches can be found here:

<https://www.westasd.org/FreeReducedApplication.aspx>



Student Dismissal During School Day

- In the event your child has an early dismissal, please send a note into school with your child.
- When you pick them up you will pull up in front of the building and call the front office. 724-213-1010
- Parents can remain in their vehicles.
- A staff member will escort your child to your vehicle and ask for proof of identification.



End of the Day- Bus Dismissal

- Buses will pick up students in 2 locations
 - Students located on the upper level will exit through the Main Entrance (K-3 grade)
 - Students located on the lower level will exit on the lower left side of the building (4-5 grade)
- Students will stay in homeroom until your bus is called to line up



ARTS.COM



End of the Day- Car Dismissal

- Car dismissal occurs at the same time as bus dismissal.
- All car riders are called to wait in the gym until their car number is called. Teachers monitor this process and escort students out.
- Car riders will be picked up on the right side of the building.
- Each family will be assigned a number and given a number card. If you are picking your child up after school, we ask that you clearly display this number in your car window. This will allow us to quickly and safely dismiss students to the proper vehicle.



PBIS

Donaldson will be implementing PBIS this school year!

Our students and staff will learn about our PBIS framework for safe, respectful, responsible behaviors.

Students' positive behaviors will be reinforced through our School-Wide PBIS system.



Important Dates



August Events

August 11th - Kdg Orientation 9:00-10:30

August 11th - New Family Orientation 1:00-2:30

August 12th & 15th - First Grade student Chromebook pick up days 10:00-4:00

August 20th - WA Day of Caring

August 23rd - First Day for Students

August 31st - PTA Meet and Greet

September Events

September 5th - No school - Labor Day

September 14th - PTA Meeting

September 22nd - Open House for Elementary Schools



DONALDSON PTA EXECUTIVE BOARD 2022-2023

Beth Murphy, President

Amy Turko, Vice President

Emily Cody, Vice President

Melissa Coalmer, Treasurer

Sara Bohn, Secretary

**Please consider volunteering to help on a PTA committee.
Look them up on Facebook or contact them by email at**

DonaldsonPTAWA@gmail.com

Donaldson PTA

